



Innovation  
that excites

# NISSAN e-NV200 COMBI

Zero Emission™





**DRIVE IN ECO MODE AND B MODE TO EXTEND YOUR RANGE EVEN FURTHER.**

Eco Mode automatically adjusts acceleration response and the climate control system to minimise energy consumption. B Mode increases the level of regenerative braking. Together, they help you get the most out of every charge.

\*Time dependent on charging conditions, including Charger type and condition, battery size as well as ambient & battery temperature at point of use. Ambient temperature may also affect the driving range of the vehicle.

## DRIVING RANGE


**124 MILES** COMBINED CYCLE

**187 MILES** CITY CYCLE

(WLTP HOMOLOGATION)



**RAPID CHARGE**



**WALL BOX**



**DOMESTIC CHARGE**

# Go even further all together.

What if you had the ideal family van, with room for 5 or 7, all the versatility you need and a totally new kind of driving pleasure? Now imagine if you never had to stop for petrol or worry about oil changes or transmission services. It's all yours when you go 100% electric with the 40kWh e-NV200 Combi. Using the same battery technology of the award-winning 100% electric new Nissan LEAF, e-NV200 is the ideal vehicle to drive all together! Which means you can travel from 124 to 187 miles (combined and city WLTP cycles\*) on a full charge and experience a zero-emission\*\* journey for all of your to-do's. Make the switch for you and your family, so you can say goodbye to petrol and diesel.

\*\*zero-emissions whilst driving

# Remember when driving was actually fun? Welcome back.

There's nothing like driving electric. 100% torque off the line and seamless acceleration to bring fun and excitement to your everyday drive. The low centre of gravity and tight turning circle means smooth handling and easy control in the driver's seat. Everyone on board will enjoy the amazingly smooth and quiet ride so whether you're running errands or out on the town, driving your Nissan e-NV200 Combi will become one of your favourite parts of the day.

NISSAN INTELLIGENT MOBILITY



For a quiet  
and smooth  
drive



Battery placement creates an  
optimized center of gravity.



**Hill Start Assist** If you've stopped on an incline and need to start moving again, no worries. Hill Start Assist helps keep you from rolling backward by holding brake pressure for a few seconds, giving you time to switch from the brake pedal to the accelerator.



11.1 M

# Keeps everyone in their comfort zone.

Everyone gets a good seat in this spacious, comfortable cabin that accommodates 5 or 7 people. Thoughtful details have your family in mind, like a low step-in height and lots of smart storage for the must-have items that always come along. You get all the functionality of a minibus, along with the pleasantly quiet ride of an electric vehicle – it's a new kind of family space.

Dual-control heated front  
seats give you a cosy  
welcome on cold days\*.

2nd row passengers  
enjoy convenient fold-  
up trays with a built-in  
beverage holder\*.

**REMOTE TEMPERATURE CONTROL**  
Get the cabin temperature just right  
before you even get in by using your  
smartphone. It's a great way to  
conserve your charge.



# Cargo space for all your to-do's.

When it comes to cargo, your e-NV200 Combi is incredibly versatile, so nothing gets in the way of your plans. Seat 5 or 7 people comfortably with plenty of room for luggage and tools. Plus, it's easy to load, thanks to an exceptionally low 524 mm rear load height.

## 2 SEATS

In the two-seat configuration, by folding up the back seats, you get best-in-class 3.1m<sup>3</sup> of cargo volume. That's three mountain bikes with front wheels still attached. Ready for adventure!



## 5 SEATS

With five people on board, you can still take a large suitcase for each of them. That's 1.9 m<sup>3</sup> of load space - or fold down the second row of seats to create even more space. With the front passenger seat folded down, you can even carry items up to 2.8m long.



## 7 SEATER

All is possible in the e-NV200 Combi 7-seater. You take the whole family along for the ride or you can fold the 3rd and 2nd row seats to make more space all your luggage requirements.



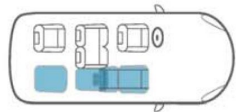
## THOUGHTFUL STORAGE

The e-NV200 Combi has 13 different useful places to stash your stuff, including concealed areas like the under-seat storage drawer and a center console.



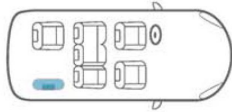
# Stretch your capacity with the 7-seater.

The e-NV200 Combi 7 seater goes to even greater lengths to accommodate your needs and requirements. With 7 full-size seats and plenty of leg room, you can take your whole tribe on an adventure whenever the mood takes you. What's more, thanks to 2nd row seats with a 60:40 fold down split and 3rd row spring-up seats, you'll be able to take objects of all shapes and sizes on board. e-NV200 Combi makes light work of it all.



**4 SEATS**

UP TO 2,80M LOAD LENGTH



**6 SEATS**

1,550L LOAD SPACE



**7 SEATS**

870L LOAD SPACE UP TO ROOF  
443L LOAD SPACE BELOW  
TONNEAU COVER



**5 SEATS**

2,110L LOAD SPACE



**3 SEATS**

UP TO 1,30M LOAD HEIGHT



**2 SEATS**

2,940L LOAD SPACE



Nissan safety  
surround yourself with confidence.



Nissan's safety technology takes a comprehensive approach to safety that guides the engineering and development of every vehicle we make. The features described here are just some of the many on your Nissan, helping to protect you by focusing on three key areas: keeping an eye on your vehicle's systems and the surroundings, assisting in handling unexpected situations, and helping to keep you safe in the unfortunate event of an accident.



#### GET THE BIG PICTURE

The RearView Monitor\* makes tight parking spots more inviting. The screen on your dash shows the view behind your vehicle with superimposed parking guidelines. Add to that two wide-angle side view and convex mirrors, and you've got all you need to enjoy greater visibility and easier parking.



#### 4 DISC BRAKES AND BRAKE ASSIST

e-NV200 Combi is equipped with disc brakes all around for confident stopping power. And if you need to hit the brakes hard, Brake Assist senses an emergency and automatically applies maximum braking force.



#### EXPERIENCE ESP

Electrical Stability Control turns last-minute lane changes and rapid stops into smoother operations.



STANDARD 6 AIR BAGS

#### SAFETY CUSHION

Just to be on the safe side, e-NV200 Combi is equipped with six air bags as standard.

\*RearView Monitor is available on Acenta and Evalia grades only.

# The full kit

Genuine Nissan accessories

**COMPLETE YOUR e-NV200 COMBI WITH NISSAN GENUINE ACCESSORIES.** From soft trunk liners to handy tablet holders, luggage nets to dog guards, they're custom built, tailored to fit and designed with your specific needs in mind.

Load carrier 2 bars

Front and rear mudguards



1 Smartphone holder 360 grip (White)

2 Universal tablet holder (Black)

3 Entry guard and textile standard mat

4 Soft trunk liner



2 Universal tablet holder (Black)

3 Entry guard and textile standard mat

4 Soft trunk liner

3 Entry guard and textile standard mat

4 Soft trunk liner




5 Luggage net

6 Trunk mat

7 Hard trunk liner

8 Dog guard



5 Luggage net

6 Trunk mat

7 Hard trunk liner

8 Dog guard



5 Luggage net

6 Trunk mat

7 Hard trunk liner

8 Dog guard



5 Luggage net

6 Trunk mat

7 Hard trunk liner

8 Dog guard



5 Luggage net

6 Trunk mat

7 Hard trunk liner

8 Dog guard



## COLOURS



WHITE (S) - QM1



SILVER (M) - KLO



LIGHT GREY (PM) - K51



BLACK (M) - GNO



RED (S) - Z10



BLUE (P) - BW9



WHITE (3P) - QAB

## TRIMS



GREY  
Available for Visia and Acenta only



DARK  
Available for Evalia only

## WHEELS



15" WHEEL COVER



15" ALLOY

## BODY VARIANTS



VISIA AND ACENTA WITH DOUBLE SLIDING DOOR AND SIDE WINDOW\*

\* French back doors with windows versions also available on Acenta grade

## DIMENSIONS



### OVERALL DIMENSIONS

<b>A</b> Length	mm	4 560
<b>B</b> Width with mirrors	mm	2 011
<b>C</b> Width w/o mirrors	mm	1 755
<b>D</b> Height (in running order)	mm	1 845
<b>E</b> Wheelbase	mm	2 725

# NISSAN

## e-NV200 COMBI

With its new 40kWh battery capacity, the 100% electric 5 or 7-seater e-NV200 Combi is perfect for any growing family and a great choice for a more sustainable way of life. Take the whole family with you whilst enjoying the best of connectivity, comfort and Nissan Intelligent Mobility - all this with zero emissions whilst driving.

### ACENTA

#### EXTERIOR

- Tailgate
- Manual slide side doors
- Black bumpers
- Fixed side door window
- Daytime running lights
- 15" Alloy Wheels
- Sliding side door window
- Electric folding door mirrors
- Fog lights

#### COMFORT AND CONVENIENCE

- Nissan Intelligent Key
- Push motor start
- AM/FM/CD audio system
- Aux socket and iPod USB connectivity
- Bluetooth
- 5 seat Combi: spare wheel
- 7 seat Combi: tyre repair kit
- Front power windows
- 2 speakers
- Auto A/C
- Rear view camera

#### INTERIOR

- Tonneau cover
- Luggage hooks
- Manual tilt adjustable steering wheel
- Steering wheel switches - audio and hands free
- Driver seat - slide and full reclining
- ISO FIX
- Steering switches for audio and hands free
- Cruise control
- Speed limiter

#### CHARGING

- 6.6kW on-board charger
- EVSE cable- 3 pin, 10 amp
- Mod 3 Type 2, 32A 7 pin cable
- Battery charging status indicator
- Rapid charger
- Battery cooler and heater

#### SAFETY

- Driver, passenger and curtain airbags
- ABS with EBD
- Immobiliser
- Tyre pressure monitoring system

#### OPTIONS\*

- Rapid Charger
- Heat Pack
- Glazed french doors
- Heat Pack
- Navigation

### EVALIA

IN ADDITION TO ACENTA (AVAILABLE WITH 5 OR 7 SEATS)

#### EXTERIOR

- Tailgate
- Manual slide side doors
- Black bumpers
- Fixed side door window
- Daytime running lights
- 15" Alloy Wheels
- Sliding side door window
- Electric folding door mirrors
- Fog lights
- Body coloured bumpers
- Side door window with privacy glass
- LED headlights
- Privacy glass
- Auto lights and wiper

#### COMFORT AND CONVENIENCE

- Nissan Intelligent Key
- Push motor start
- AM/FM/CD audio system
- Aux socket and iPod USB connectivity
- Bluetooth
- 5 seat Combi: spare wheel
- 7 seat Combi: tyre repair kit
- Front power windows
- 2 speakers
- Auto A/C
- Rear view camera
- Navigation
- Digital radio

#### INTERIOR

- Tonneau cover
- Luggage hooks
- Manual tilt adjustable steering wheel
- Steering wheel switches - audio and hands free
- Driver seat - slide and full reclining
- ISO FIX
- Steering switches for audio and hands free
- Cruise control
- Speed limiter

#### CHARGING

- 6.6kW on-board charger
- EVSE cable- 3 pin, 10 amp
- Mod 3 Type 2, 32A 7 pin cable
- Battery charging status indicator
- Rapid charger
- Battery cooler and heater

#### SAFETY

- Driver, passenger and curtain airbags
- ABS with EBD
- Immobiliser
- Tyre pressure monitoring system

#### OPTIONS\*

- Rapid Charger
- Heat Pack
- Glazed french doors
- Navigation

## COLOURS - VAN & COMBI



Alabaster White (S)



Starburst Silver (M)



Twilight Grey (M)



Metallic Black (M)



Flame Red (S)



Storm White (P)

## COLOURS - COMBI ONLY



Cayman Blue (P)

Solid Paint (S) Metallic Paint (M) Pearlescent Paint (P)

## TRIMS



Black Fabric (Van)



Grey Fabric (Combi)

## WHEELS



15" Steel Wheel



15" Alloy Wheel

# NISSAN e-NV200

	VAN	COMBI 5 SEAT		COMBI 7 SEAT	
		VISIA & ACENTA	EVALIA	VISIA & ACENTA	EVALIA
Doors		5 Doors	5 Doors	5 Doors	5 Doors
Seats		2	5	5	7
<b>PERFORMANCE</b>					
Autonomy (NEDC) combined	miles	170	170	170	170
Electricity consumption WLTP	Wh/miles	417	417	417	417
Seats		2	5	5	7
Autonomy (WLTP) Combined Cycle	miles	124	124	124	124
Autonomy (WLTP) City Cycle	miles	187	187	187	187
CO <sub>2</sub> emissions (combined)	g/Km	0	0	0	0
Maximum speed	mph	76	76	76	76
Acceleration 0-62 mph	sec.	14	14	14	14
<b>ENGINE</b>					
Engine code		EM57			
Electric motor type		AC synchronous			
Maximum engine power <sup>1</sup>	kW(PS)	80(109)/3008-1000rpm			
Maximum torque <sup>1</sup>	Nm	254			
Energy type		Electricity			
Ignition system / Intake system (Diesel)		Electronic			
<b>DRIVE TRAIN</b>					
Transmission type		RN1F61B			
Gear ratio		9.3010			
Driven Wheels		Front			
<b>DRIVE TRAIN</b>					
Type		Laminated lithium ion			
Voltage	V	Nominal voltage ; 360 V			
Capacity	kWh	40 kWh			
Number of cells		192			
Battery charging	kW	6.6kW			
Battery charging time	Hours	75 hour (Wallbox) / 40 min with Quick Charge (option)*			
<b>CHARGER</b>					
On-board charger	kW	6.6kW			
Rapid charger capacity	kW	50kW (option)			
Charging cable (EVSE)		6m long - 3.5kg			
<b>CHASSIS</b>					
Suspension front		Independent Mac Pherson strut			
Suspension rear		Torsion beam axle with leaf spring		Torsion beam axle	
Steering		Electric power assisted			
Braking system		Electro Hydrostatic Actuator			
Front Brake		CLZ31VE φ283×28t			
Rear Brake		AD9VA+DS17 φ292×16t			
Wheel size		15" x 6.0J Offset:45			
Tyre size		185/65R15			
Minimum turning circle (wall to wall)	m	11.3			
Minimum turning circle (kerb to kerb)	m	10.6			

\* Time dependent on charging conditions, including Quick Charger type and condition, battery temperature and size as well as ambient temperature at point of use. Indicated semi-fast (home) charging time requires use of a 32A / 6.6kW (7kW) wall box. All charging times are shown for a 40kW battery.

	VAN	COMBI 5 SEAT		COMBI 7 SEAT		
		VISIA & ACENTA	EVALIA	VISIA & ACENTA	EVALIA	
<b>WEIGHTS, DIMENSIONS &amp; CAPACITIES</b>						
Gross vehicle weight (PTW)		kg	2220	2250	2250	2250
Curb weight	Min	kg	1515	1592	1592	1619
Maximum payload	Max	kg	705	658	658	631
Gross axle weight (PTW)	Front	kg	1070	1070	1070	1080
	Rear	kg	1150	1180	1180	1170
Permissible axle weight (PAW)	Front	kg	1180	1180	1180	1180
	Rear	kg	1200	1200	1200	1200
Maximum trailer capacity	Braked	kg	410	150	150	0
	Unbraked	kg	410	150	150	0
Maximum roof load		kg	100	100	100	100
<b>LUGGAGE / CARGO AREA DIMENSIONS</b>						
Maximum length		mm	2040	2040	2040	2040
Maximum width		mm	1500	1500	1495	1500
Maximum height		mm	1358	1358	1305	1305
Width between the wheelarches		mm	1220	1220	1220	1220
Load platform height (unladen)		mm	523.5	523.5	523.5	523.5
Cargo volume (maximum)	All seats upright	m <sup>3</sup>	4.2	1.9	1.9	0.6
	3rd row of seats folded	m <sup>3</sup>	N/A	N/A	N/A	1.5
	2nd row of seats folded	m <sup>3</sup>	N/A	3.1	3.1	N/A
	2nd and 3rd rows of seats folded	m <sup>3</sup>	N/A	N/A	N/A	2.3
Slide door	Width	mm	700	700	700	700
	Height	mm	1171	1171	1171	1171
Back door	Width	mm	1262	1262	1262	1262
	Height	mm	1228	1228	1228	1228
<b>OVERALL DIMENSIONS</b>						
Length		mm	4560			
Width with mirrors		mm	2011			
Width w/o mirrors		mm	1755			
Height (unladen)		mm	1858			
Wheelbase		mm	2725			
Overhang	Front	mm	985			
	Rear	mm	850			
Track	Front	mm	1530			
	Rear	mm	1530			
Ground clearance (unladen)		mm	153.4			

\*Figures in accordance with EC Directive. Kerb weight condition is without driver and including coolant, oils, fuels, spare wheel and tools. Pay load will be reduced depending on the options and/or accessories installed. <sup>1</sup>In accordance with 1999 <sup>3</sup>In accordance with UN/ECE Regulation 101



Nissan. Innovation that excites.



[www.megapower365.com](http://www.megapower365.com)

Specialist electric vehicle distributors



Every effort has been made to ensure that the content of this publication is correct at the time of going to press (May 2019). This brochure has been produced featuring prototype vehicles exhibited at motor shows. In accordance with the company's policy of continuously improving its products, Nissan International reserves the right to change at any time the specification and the vehicles described and shown in this publication. Nissan dealers will be informed of any such modifications as quickly as possible. Please check with your local Nissan dealer to receive the most up-to-date information. Because of the limitations of the printing processes used, the colours shown in this brochure may differ slightly from the actual colours of the paint and interior trim materials used. All rights reserved. Reproduction in whole or part of this brochure without the written permission of Nissan International is forbidden.